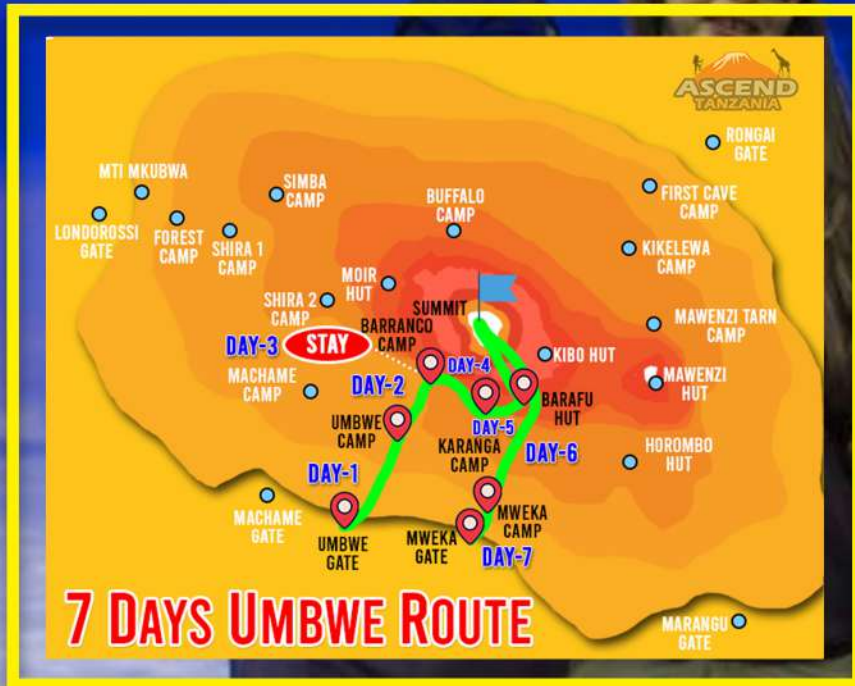


# 7 DAYS UMBWE ROUTE



This route is the hardest but most spectacular and direct way to reach Uhuru Peak.



Ratings ★★☆☆

70% Success Rate



## UMBWE ROUTE

- DURATION: 6-8 DAYS
- ASCENT DISTANCE: 27.71 KM
- DESCENT DISTANCE: 20.6 KM (MWEKA ROUTE)
- TREK DIFFICULTY: STRENUOUS, STEEP
- TOTAL DISTANCE: 48.31 KM
- HIGHLIGHT: STEEP, FOR EXPERIENCED CLIMBERS ONLY

## 7 DAYS UMBWE ROUTE

- SUMMIT SUCCESS CHANCE - POOR
- ALTITUDE PROFILE - POOR
- DIFFICULTY - HIGH
- SCENERY - VERY GOOD
- WILDERNESS - GOOD
- 360° VIEWS - WEST
- ACCESSIBILITY - CHALLENGING
- AFFORDABILITY - VERY GOOD



No Of People Climbing Per Year: 589



# Day 1

**Difficulty Level - Low**

**Environment - Rain Forest**

**Temperature - Normal**

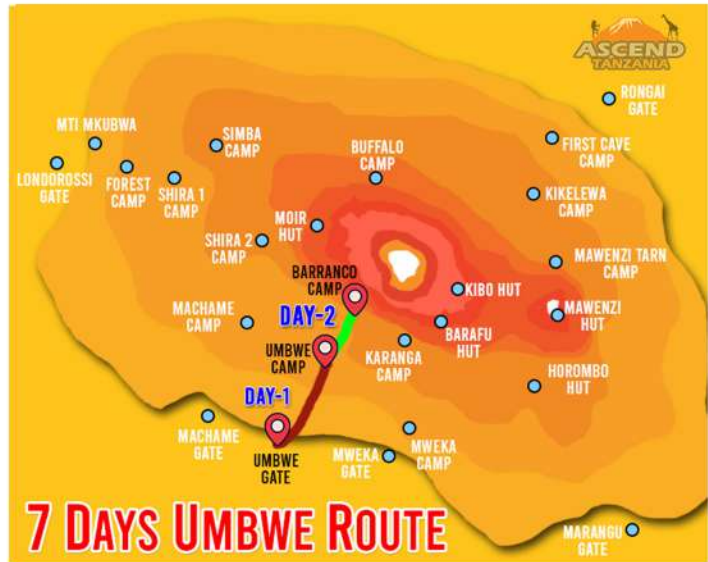
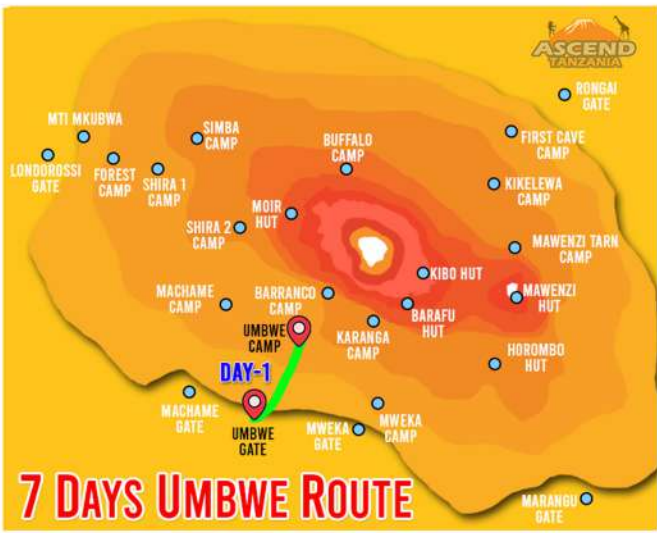
**Difficulty Level - Medium**

**Environment - Heath**

**Temperature - Moderate**

**UMBWE GATE (5,905 FT/1,800 M) TO UMBWE CAMP (9,190 FT/2,800 M) 8KM**  
5-7 HOURS

**UMBWE CAMP (9,190 FT/2,800 M) TO BARRANCO CAMP (12,800 FT/3,900 M) 8KM**



Following an early breakfast, you will have a briefing from your guide. At 9 am, our staff will take you on the hour-long drive from your hotel in Moshi to the Umbwe Village where your guides and porters will prepare your equipment and supplies.

4-5 hours Rise early for coffee or tea. After breakfast, pack up for the day's trek. Your trek will begin steeply through the disappearing rainforest glades before ascending into drier air of Giant Erica and Heathland terrain where the vegetation is sparse with small shrubs.



## Day 3

## Day 4

**Difficulty Level - Medium**

**Environment - Heath**

**Temperature - Moderate**

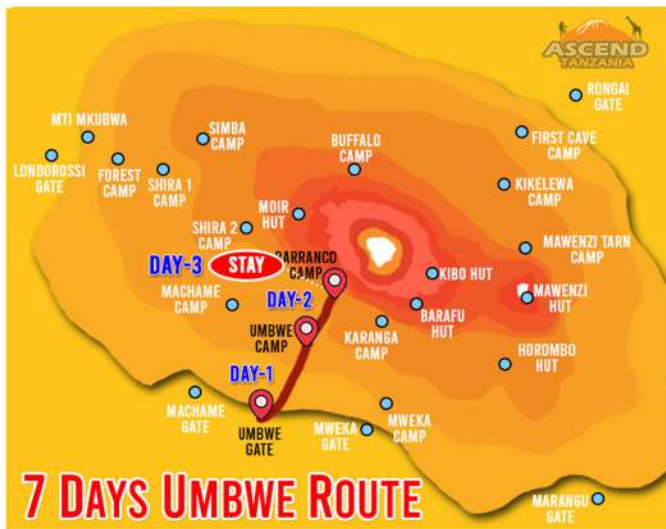
**Difficulty Level - High**

**Environment - Alpine Desert**

**Temperature - Cold**

**UMBWE GATE (5,905 FT/1,800 M) TO UMBWE CAMP (9,190 FT/2,800 M) 8KM 5-7 HOURS**

**BARRANCO CAMP (12,960 FT/3,950M) TO KARANGA CAMP (13,780 FT/4,200M) 7 KM**



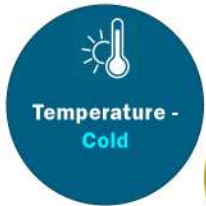
**Barranco Camp Acclimatization** You will spend Day 3 exploring near Barranco Camp for much-needed acclimatization. Keep your camera handy to capture the scenery of the groundsel-clad campsite.


**4 hours** After sleeping below the Great Barranco Wall, you get your chance to tackle this hurdle. Don't worry... It's much easier than it looks. Continue up until you reach just below the Heim Glacier.




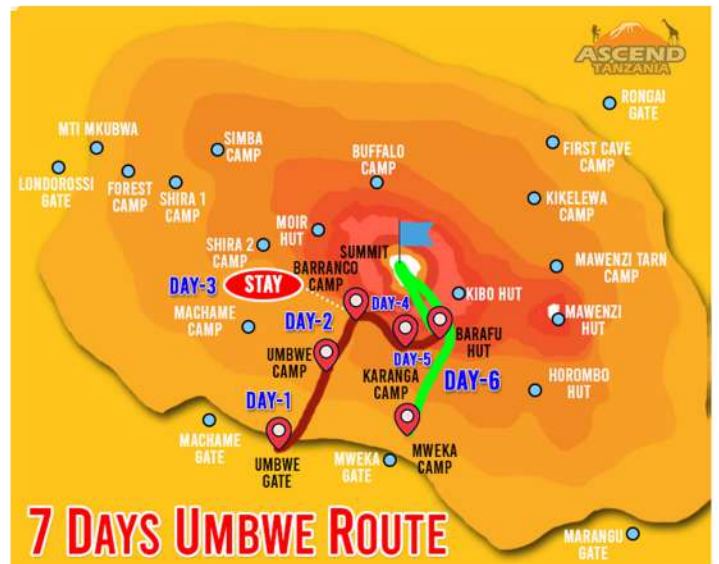
## Day 5

## Day 6



 **KARANGA CAMP (13,780 FT/4,200M) TO BARAFU CAMP (14,930 FT/4,550M) 5 KM**

 **SUMMIT DAY! BARAFU CAMP (14,930 FT/4,550M) TO UHURU PEAK (19,340 FT /5,895 M) TO MWEKA CAMP (10,170 FT /3,100 M) 7 KM UP AND 22 KM DOWN**



3-4 hours After breakfast, you'll head east, crossing over multiple ridges and valleys until you join up with the Mweka Route and turn left to continue up the ridge for an hour to reach the Barafu Hut.

8 hours up, 9-10 hours down Wake at 11:30 PM for tea or coffee and biscuits and then depart Barafu on your summit bid for the peak. You will climb 6 hours through thick scree following multiple switchbacks between the Ratzel and Rebmann glaciers until you reach Stella Point (18,650 ft/5,685 m).



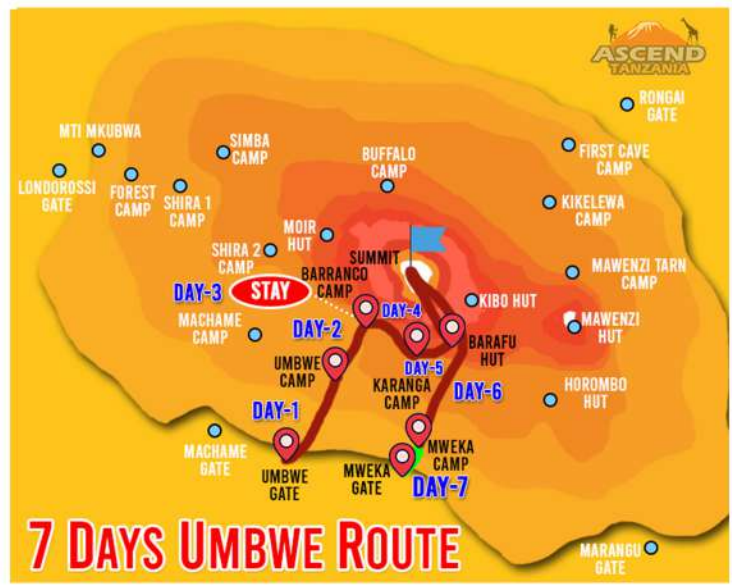
# Day 7

**Difficulty Level - Medium**

**Environment - Rain Forest**

**Temperature - Moderate**

**MWEKA CAMP (10,170 FT/3,100 M) TO MWEKA GATE (6,500 FT/1,980 M) 10 KM**



3-4 hours Wake up for breakfast as usual, pack, and descend through a short, scenic, 3-hour hike to Mweka Gate. Wait until you and all of your gear has reached the gate before you tip your staff.



## INCLUDE

- ✓ All park entry fees
- ✓ All camping and hut fees
- ✓ Airport transfer (round trip)
- ✓ All camping gears
- ✓ Rescue fees
- ✓ Oxygen cylinder
- ✓ Ox miter machine
- ✓ Transport to/from the mountain gates
- ✓ Guide, chef and porters salaries
- ✓ Meals( 3 times per day)
- ✓ Cook and kitchen utensils
- ✓ VAT
- ✓ Daily briefing
- ✓ Boiled/Purified drinking water
- ✓ Sleeping pads
- ✓ English speaking guide (certified as a Wilderness First Responder & Emergency Medicine Adult and Child CPR)
- ✓ Special Language Guide (for \$20 per guide,per day)
- ✓ Free WiFi at the hotel
- ✓ Mobile Communications (for emergency only)
- ✓ First Aid & Injury prevention kits
- ✓ 2 night hotel stay, before and after the climb at a Budget hotel.
- ✓ 10% discount on gear rental ( the discount applies for online shopping only)
- ✓ Personal Summit Certificate stamped and signed by the National Park and your Guide
- ✓ Dinner (local dish) + 2 Beers or Sodas After the climb to celebrate with the team



## EXCLUDE

- ✗ International and local flight from to back home
- ✗ Tips (Gratuity) to guide and porters
- ✗ Personal mountain gear (We offer high quality Gear Rental, see below for more info)

# GET FREE KILIMANJARO PACKING LIST TO MAKE SURE THAT YOU DON'T FORGET ANYTHING



**Travel Documents**



**Travel Clothing**



**Climbing Clothing**



**First Aid Kit**



**Toiletries**



**Travel Equipment**



**Climbing Equipment**



**Personal Items**



**Camping Equipment**



**Food**





# CAMPING GEAR



# CLOTHES



# HIKING GEAR



### Solid and reliable partner for my Kili 6-days Umbwe trek

Review of Ascend Tanzania

★★★★★ Reviewed 11 February 2019



bondi2544  
Montreal, Canada  
85 52

My last week trip to Kili was perfect. I was lucky to find as agency Ascend Tanzania (I used Mojhi.com that made the link for me) and their service was impeccable. Airport transfer (Denis), hotel accommodation (Mbugani Hotel in Moshi) and trek (many thanks to Kijaji, guide, Juse- the cook, Robert- assistant cook, Abu, Andrew, and Cardinal- porters, Carlos- transfer), everything was smooth. I went to Tanzania to climb Kili and I came home with many great memories and happy that I found there these nice people, always cheerful and helpful. I wholeheartedly recommend this guys for your trip to the top! Here are some details that I wanted to know before the trek,...[more](#)

Date of experience: February 2019

### Ascend Tanzania Excellent Company to hike up Kilimanjaro

Review of Ascend Tanzania

★★★★★ Reviewed 28 September 2018 via mobile



Trek819133  
2

Ascend Tanzania rocks! They offer your choice of any route up Kilimanjaro. I did the 6 day Umbwe route as a solo trekker and successfully reached Uruhu Peak! :) I felt safe and well taken care of the entire trek. My entire crew was awesome! Guide-Amos Cook-Leonard Waiter/Porter- Samson Porters- Daniel, Karia, & Shaban A big thanks to my guide for getting me to the top. He is very personable and also knowledgeable about the mountain and Tanzania. We got to chat quite a bit as I was hiking alone. In addition, he has brought clients to the summit over 180 times! So you can be rest assured he knows what he's doing. He is very observant as well and was quick to recognize my strengths and to offer help, tips, and guidance when needed. Summit day was really tough, ...[More](#)

Date of experience: September 2018

### Summitting Kilimanjaro with Ascend Tanzania

Review of Ascend Tanzania

★★★★★ Reviewed 17 January 2017 via mobile



Vojtech88  
1 1

We had special needs for our self-supported climb and the owner Fred helped us a lot. He is really nice guy, he explained everything in the price and we summited by Umbwe route in really short time as we have been already acclimatized from Mt. Kenya. His approach to the customers is really good and we like him and his team especially guide named Denis.

Date of experience: January 2017

# We're Here For You 24/7 Everyday! Let Us Help With Your Kilimanjaro Climb...

Please get in touch if you have questions about climbing Kilimanjaro or just want to find out more about our adventure trips..



## Address Street

Moshi, Plot No. 23-H, Mankinga Street, Moshi Tanzania  
Ethopia Street, Plot No. 27, Block 21 House No 3, Kaloleni



## Address Email

[info@ascendtanzania.com](mailto:info@ascendtanzania.com)



## Phone Number

+255 (0) 763 586 729  
+255 (0) 754 007 126